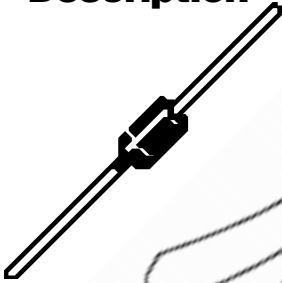




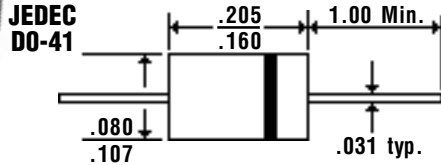
1.0 Amp Glass Passivated Sintered Rectifiers

GPZ10A . . . 10Q Series

Description



Mechanical Dimensions



Features

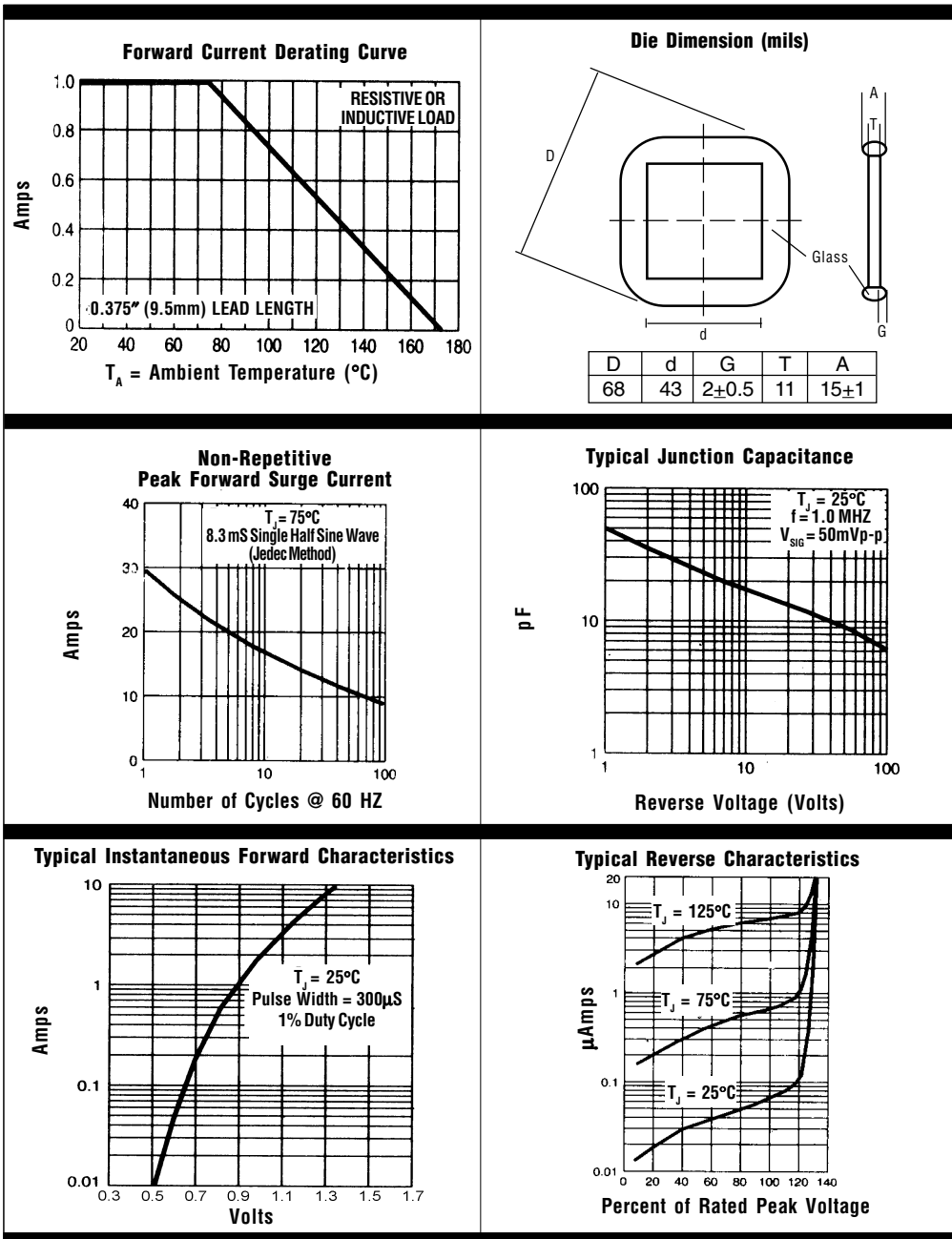
- **LOWEST COST FOR GLASS SINTERED CONSTRUCTION**
- **LOWEST V_F FOR GLASS SINTERED CONSTRUCTION**
- **TYPICAL $I_R < 100$ nAmps**
- **1.0 AMP OPERATION @ $T_A = 55^\circ\text{C}$, WITH NO THERMAL RUNAWAY**
- **SINTERED GLASS CAVITY-FREE JUNCTION**

Electrical Characteristics @ 25°C.	GPZ10A . . . 10Q Series										Units
Maximum Ratings	10A	10B	10D	10G	10J	10K	10M	10N	10Q		
Peak Repetitive Reverse Voltage... V_{RRM}	50	100	200	400	600	800	1000	1100	1200		Volts
RMS Reverse Voltage... $V_{R(rms)}$	35	70	140	280	420	560	700	770	840		Volts
DC Blocking Voltage... V_{DC}	50	100	200	400	600	800	1000	1100	1200		Volts
Average Forward Rectified Current... $I_{F(av)}$ Current 3/8" Lead Length @ $T_A = 55^\circ\text{C}$				1.0					Amps
Non-Repetitive Peak Forward Surge Current... I_{FSM} ½ Sine Wave Superimposed on Rated Load				30					Amps
Forward Voltage @ 1.0A... V_F	<			1.0	> < . 1.1 . >						Volts
Full Load Reverse Current... $I_{R(av)}$ Full Cycle Average @ $T_A = 75^\circ\text{C}$				30					µAmps
DC Reverse Current... $I_{R(max)}$ @ Rated DC Blocking Voltage			$T_A = 25^\circ\text{C}$		5.0				µAmps
			$T_A = 150^\circ\text{C}$		200				µAmps
Typical Junction Capacitance... C_J (Note 1)	<			8.0	> < 7.0 >						pF
Typical Thermal Resistance... $R_{\theta JA}$ (Note 2)				45					°C/W
Typical Reverse Recovery Time... t_{RR} (Note 3)				2.0					µS
Operating & Storage Temperature Range... T_J, T_{STRG} -65 to 175										°C



1.0 Amp Glass Passivated Sintered Rectifiers

GPZ10A . . . 10Q Series



Ratings at 25 Deg. C ambient temperature unless otherwise specified.

Single Phase Half Wave, 60 HZ Resistive or Inductive Load.

For Capacitive Load, Derate Current by 20%.

- NOTES:**
1. Measured @ 1 MHz and applied reverse voltage of 4.0V.
 2. Thermal Resistance from Junction to Ambient at 3/8" Lead Length, P.C. Board Mounted.
 3. Reverse Recovery Condition $I_F = 0.5\text{A}$, $I_R = 1.0\text{A}$, $I_{RR} = 0.25\text{A}$.